

STOVETOP FIRESTOP[®] ACCESSORIES

StoveTop FireStop Microhood
Extension Bar Kit (White)
P/N 677-2-69



INSTRUCTIONS

Read this user manual carefully
prior to installation

AUTOMATIC FIRE SUPPRESSION
FOR GREASE FIRES ON INDOOR
RESIDENTIAL STOVE TOPS (CLASS K)

The Original StoveTop FireStop[®]
www.STFS.com

MANUFACTURER'S INFORMATION

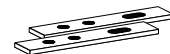
Designed & Manufactured
by WilliamsRDM in Texas

Designed solely for StoveTop FireStop
Microhood, Model 677-1 or 677-2.

For more information about StoveTop FireStop,
please visit our website at www.STFS.com,
or call 1-888-616-7976.

PARTS INCLUDED

[C] Extension bars,
White, Qty. 2



[D] Extension Bolts,
Qty. 2



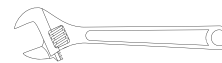
[E] Hex Nuts,
Qty. 2



StoveTop FireStop Microhood main units, wall
brackets and wings nuts not included in this kit.

TOOLS NEEDED

Adjustable
Wrench

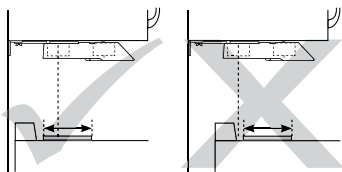


Pliers



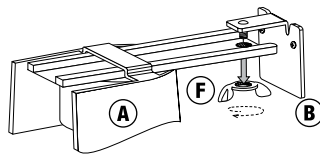
INSTALLATION INSTRUCTIONS

STEP 1



To function properly, the center of the rear canister must reside over the rear burner. Use the extension bars to position the center of the rear canister over any portion of the rear burner.

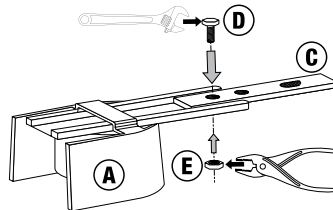
STEP 2



For new installations, follow steps 1 – 7 of the instructions included with purchased Microhood products.

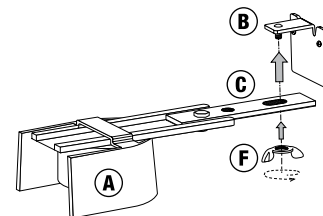
NOTE: If units have already been installed, do not remove the wall bracket (B). Loosen the wing nut (F) until main unit (A) is free from wall bracket.

STEP 3



Align the hole in the main unit (A) with the hole on the extension bar (C) to best position the rear canister over the rear burner. Insert bolt (D) through aligned hole, fasten with hex nut (E), and tighten with tools.

STEP 4



Raise the entire assembly (A+C) and attach to wall bracket (B). Secure with wing nut (F), making sure the end of the extension bar is flush against the wall bracket.

INSTALLATION IS COMPLETE.

LIMITED WARRANTY

WilliamsRDM, Inc. ("WRDM") warrants this StoveTop FireStop[®] product against defects in material or workmanship for the time periods and under the terms set forth below. Pursuant to this Limited Warranty, WRDM will, at its option, (i) repair the product using new or refurbished parts or (ii) replace the product with a new or refurbished product. For purposes of this Limited Warranty, "refurbished" means a product or part that has been returned to its original specifications. **In the event of a defect, these are your exclusive remedies.**

WRDM warrants to the original retail purchaser all WRDM products for a period of one (1) year against defective material and faulty workmanship. Any unit found to be defective during the warranty period will be repaired if possible, or replaced free of charge upon the buyer's prepaid return of the defective unit—only after receipt of an official Return Material Authorization (RMA) number. Proof of retail purchase is required. This warranty gives the buyer specific legal rights which may vary by state (or country).

THE FORGOING WARRANTY IS MADE IN LIEU OF ALL OTHER WARRANTIES WITH RESPECT TO THIS PRODUCT, INCLUDING

ANY IMPLIED WARRANTY OF MERCHANTABILITY OR FITNESS FOR A PARTICULAR PURPOSE—WHICH ARE HEREBY DISCLAIMED. THERE ARE NO IMPLIED WARRANTIES WHICH EXTEND BEYOND THE DESCRIPTION ON THE FACE HEREOF. NO PERSON IS AUTHORIZED TO GIVE ANY OTHER WARRANTY, OR TO ASSUME FOR WRDM ANY OTHER LIABILITY IN CONNECTION WITH THE SALE OR INSTALLATION OF ITS PRODUCTS. REPLACEMENT OF THE PRODUCT WILL BE THE SOLE REMEDY WITH RESPECT TO ANY LOSS OR DAMAGE TO PROPERTY. BUYER IS NOT RELYING ON SELLER'S JUDGMENT REGARDING BUYER'S PARTICULAR REQUIREMENTS AND BUYER HAS HAD AN OPPORTUNITY TO INSPECT THE PRODUCT TO BUYER'S SATISFACTION. UNAUTHORIZED SERVICE OF ANY KIND INVALIDATES ALL WARRANTY PROVISIONS.

This Limited Warranty covers only the hardware components packaged with this product. It does not cover technical assistance for hardware. Any parts or product replaced under this Limited Warranty will become the property of WRDM.

LIMITATION ON DAMAGES: WRDM SHALL NOT BE LIABLE FOR

ANY INCIDENTAL OR CONSEQUENTIAL DAMAGES, INCLUDING BUT NOT LIMITED TO ANY SUCH DAMAGES FOR ANY BREACH OF ANY EXPRESS OR IMPLIED WARRANTY ON THIS PRODUCT.

Instructions: To obtain warranty service, you must deliver the product, freight prepaid, in either its original packaging, or packaging affording an equal degree of protection, to WRDM's specified manufacturing facility.

This Limited Warranty only covers product issues caused by defects in material or workmanship during ordinary consumer use; it does not cover product issues caused by any other reason, including but not limited to product issues due to commercial use, acts of God, misuse, limitations of technology, or modification of or to any part of the WRDM product. This Limited Warranty is invalid if either the factory-applied work order number or date code has been altered or removed from the product. This Limited Warranty is valid only in the United States.

For StoveTop FireStop customer service:

go to www.STFS.com or call 1-888-616-7976.